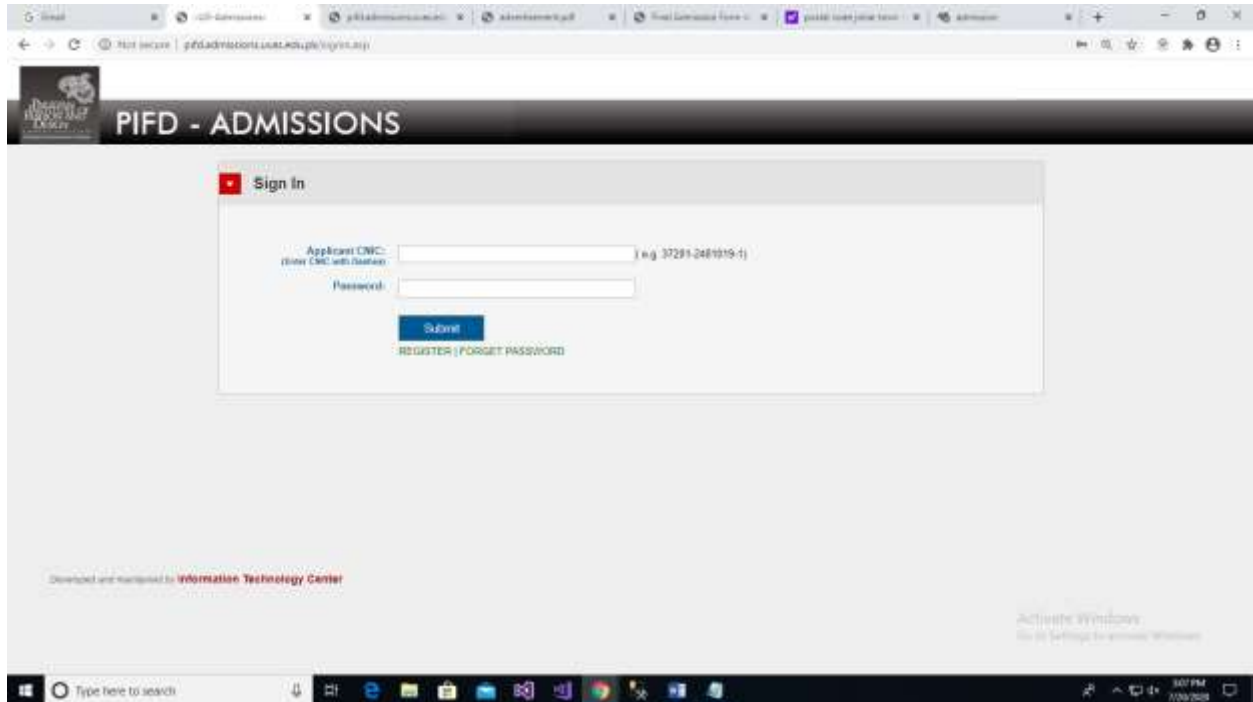


GUIDELINES FOR APPLYING ONLINE

Step No. 1: Click on **Register**

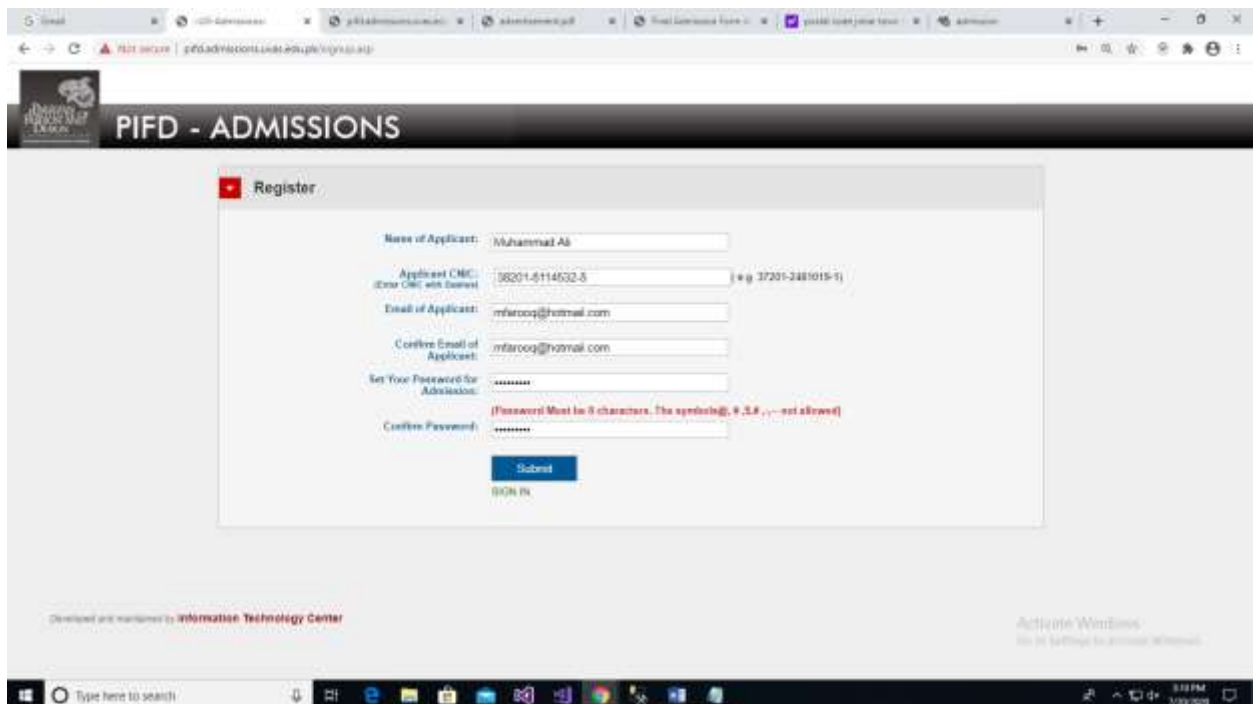


The screenshot shows a web browser window with the URL <http://pifd.admissions.uak.ac.jp/signin.asp>. The page header includes the PIFD logo and the text "PIFD - ADMISSIONS". The main content area is titled "Sign In" and contains a form with the following fields:

- Applicant CNIC: (Enter CNIC with Dashes) (e.g. 37291-2481019-1)
- Password:

Below the fields is a blue "Submit" button. At the bottom of the form area, there are links for "REGISTER" and "FORGET PASSWORD". The footer of the page states "Developed and maintained by Information Technology Center" and "Activate Windows Go to Settings to activate Windows". The Windows taskbar at the bottom shows the time as 3:07 PM on 7/29/2018.

Step No. 1: Enter required information to create your login and click **Submit**

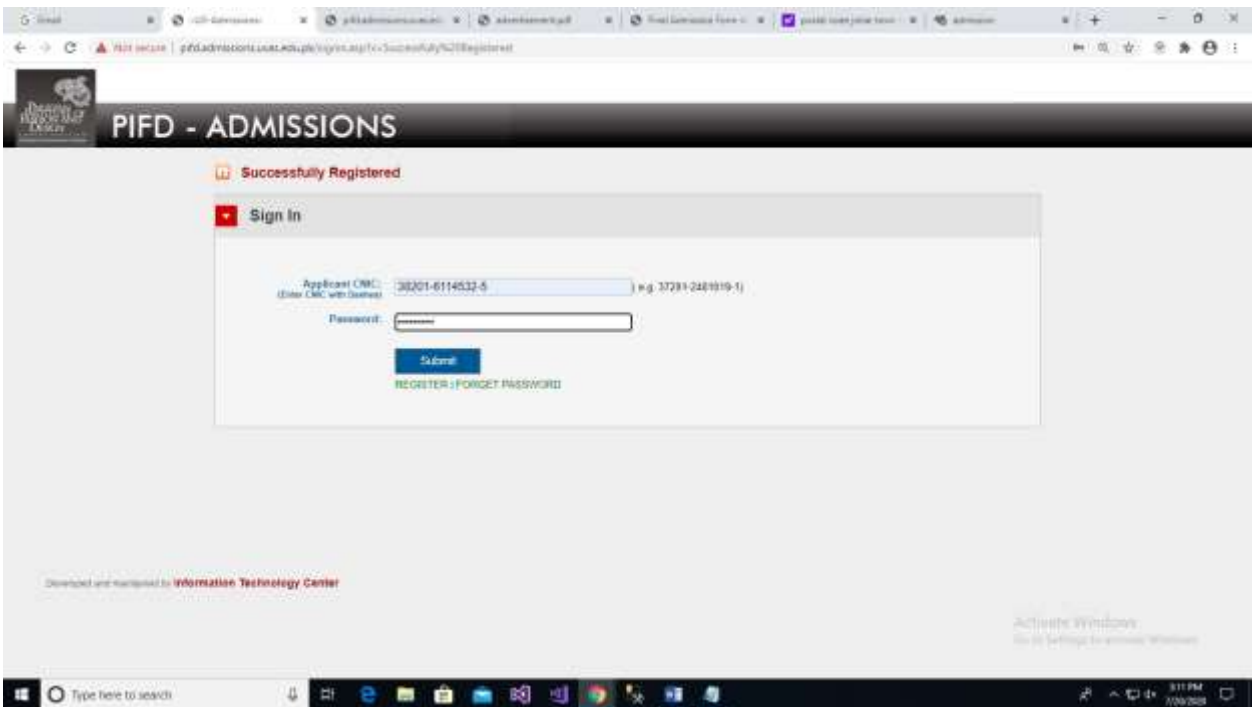


The screenshot shows the same web browser window, but the page has changed to the "Register" form. The URL remains <http://pifd.admissions.uak.ac.jp/signin.asp>. The page header is the same. The main content area is titled "Register" and contains the following fields:

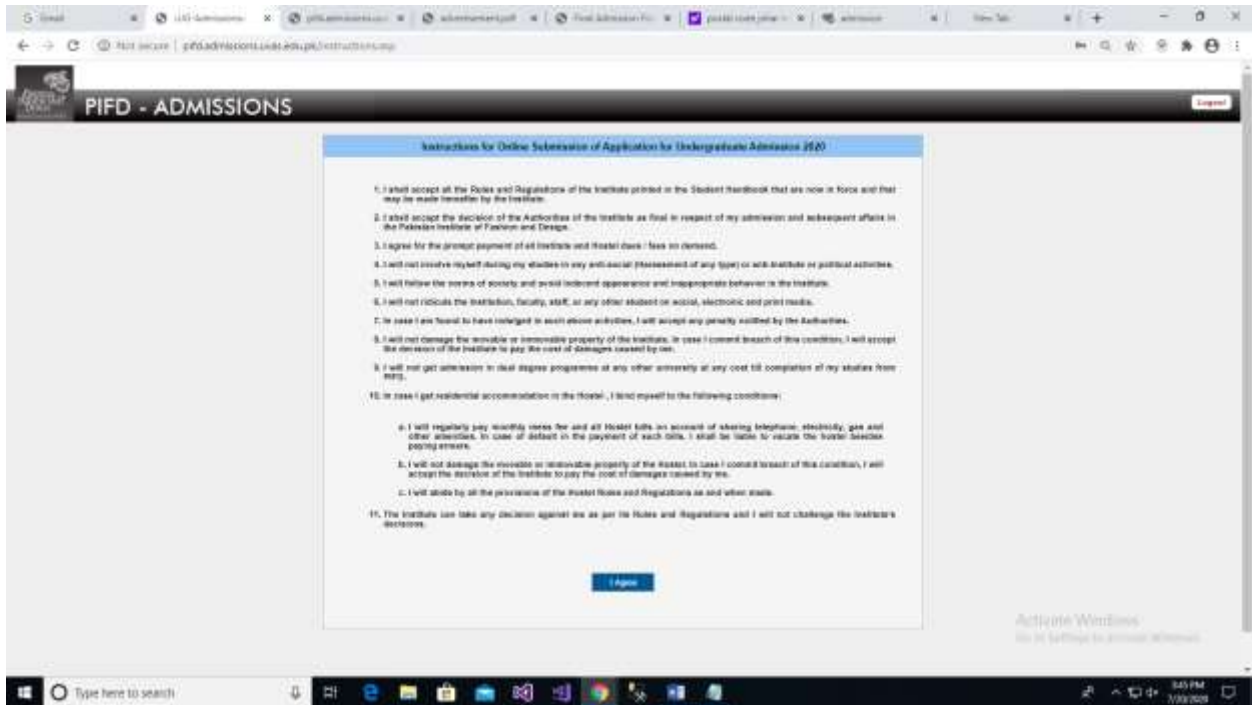
- Name of Applicant: Muhammad As
- Applicant CNIC: (Enter CNIC with Dashes) (e.g. 37201-6114032-5)
- Email of Applicant: mfarooq@hotmail.com
- Confirm Email of Applicant: mfarooq@hotmail.com
- Set Your Password for Admission: (Password Must be 8 characters. The symbols @, #, \$, %, - are allowed)
- Confirm Password:

Below the fields is a blue "Submit" button. At the bottom of the form area, there is a link for "SIGN IN". The footer of the page is the same as in the previous screenshot. The Windows taskbar at the bottom shows the time as 3:13 PM on 7/29/2018.

Step No. 3: Enter your login ID (CNIC) and Password



Step No. 4. Read the instruction carefully and press I Agree button



Step No. 5: Applicant Dash will be opened, Now Fill your application by clicking **Applicant Picture**

Admission Panel

Guidelines

INDEX GRADUATE PROSPECTUS
GUIDELINES FOR APPLYING ONLINE ADMISSION

Form No.	Steps	Status
1	APPLICANT PICTURE	Not Saved
2	PERSONAL INFO	Not Saved
3	ACADEMIC INFO	Not Saved
4	ADD PREFERENCE (AT LEAST THREE)	Not Saved
5	REVIEW YOUR APPLICATION	Not Saved
6	PRINT COLLAR CODE	Default Collar Numbers

Check List

1. Original Proof Collar Code
2. Four Passport Size Photographs
3. Abstract Copy of G.W.E.
4. Abstract Copy of Intermediate / Equivalent Certificate issued by ICCE
5. Abstract Copy of Intermediate / Equivalent Certificate issued by ICCE
6. Abstract Copy of Diploma
7. Medical Fitness Certificate

Registrar
Pakistan Institute of Fashion and Design (PIFD)
111 J. B. Jinnah Road, Lahore, Pakistan
Postal Code: 54101 Phone No: 993-9022388-7 Fax: 993-9022388
Fax: 993-9022388

Step No. 6: Click **Choose picture** and click **upload** button. Click **Save & Next**

Applicant Picture

Choose Picture

Picture

(Change Picture)

Save & Next

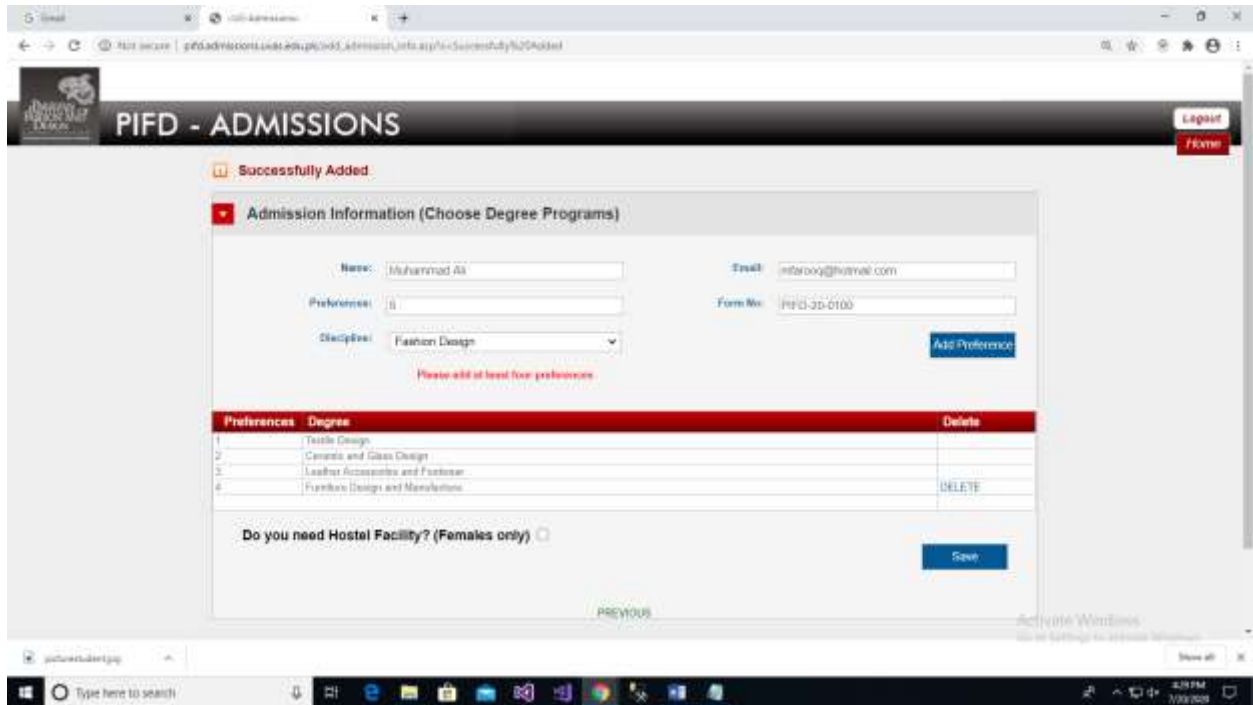
Step No. 7: Add Personal Information, Contact Information, Parent Information and Guardian Information. Click **Save & Next** to move next step.

The screenshot shows the 'Personal Information' section of the PIFD - ADMISSIONS application. The form is divided into two main sections: 'Personal Information' and 'Contact Information'. The 'Personal Information' section includes fields for Full Name (Mubhammad Ali), Email (mali1999@protonmail.com), CNIC (32011-6114522-5), Date of Birth (mm/dd/yyyy), Nationality (Pakistan), Province (Select Province), District (Select District), and Test City (Select Test City). There is also a photo upload area with a 'Photo' label and a 'Gender' selection (Male/Female). The 'Contact Information' section includes fields for Current Address and City. A 'Save & Next' button is visible in the top right corner of the form area.

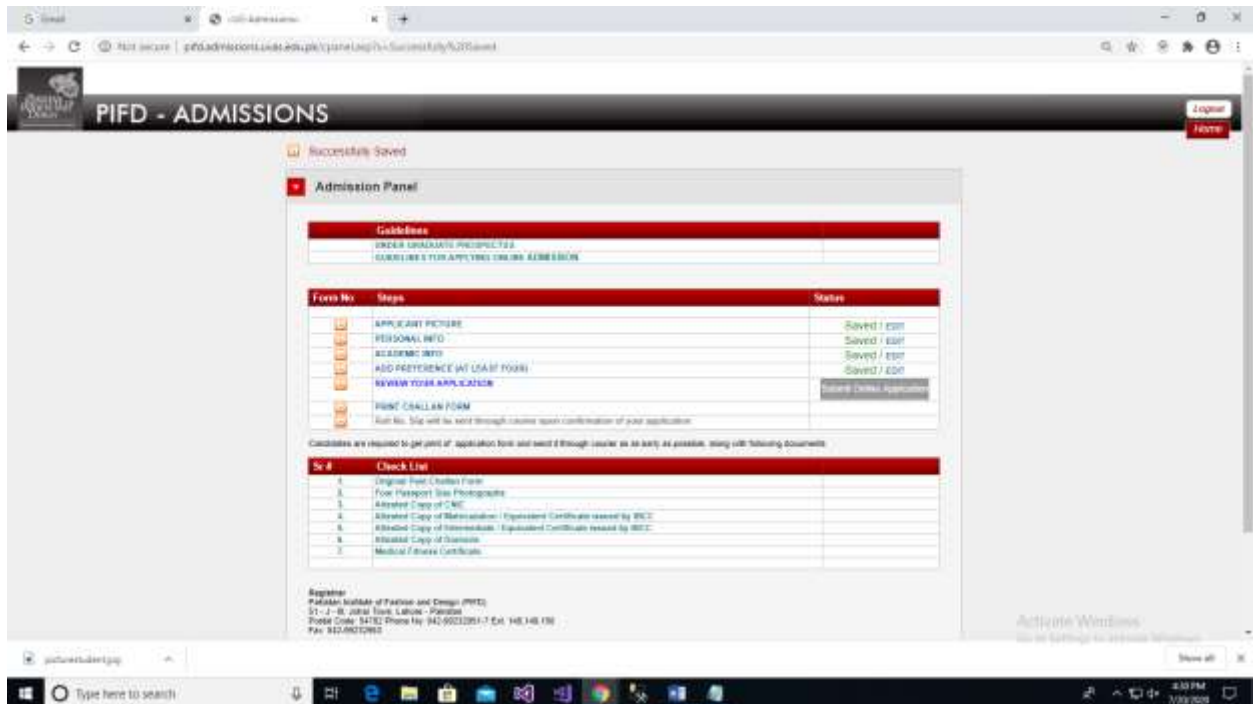
Step No. 8: Enter your academic information and click **Save & Next** button

The screenshot shows the 'Academic Info' section of the PIFD - ADMISSIONS application. The form is divided into two main sections: 'Matriculation / Certificate' and 'Intermediate / Equivalent'. The 'Matriculation / Certificate' section includes fields for Certificate Number (G/Learn), Year (1991), Roll No. (122), Mark Sheet (122), School Name (G.P. Khatkhata), and No. of Attempts (1). The 'Intermediate / Equivalent' section includes fields for Certificate Number (New Certificate / Others), Year (2011), Roll No. (2011), Mark Sheet (122), School Name (122), College Name (Govt. College Lahore), and No. of Attempts (1). A 'Save & Next' button is visible in the bottom right corner of the form area.

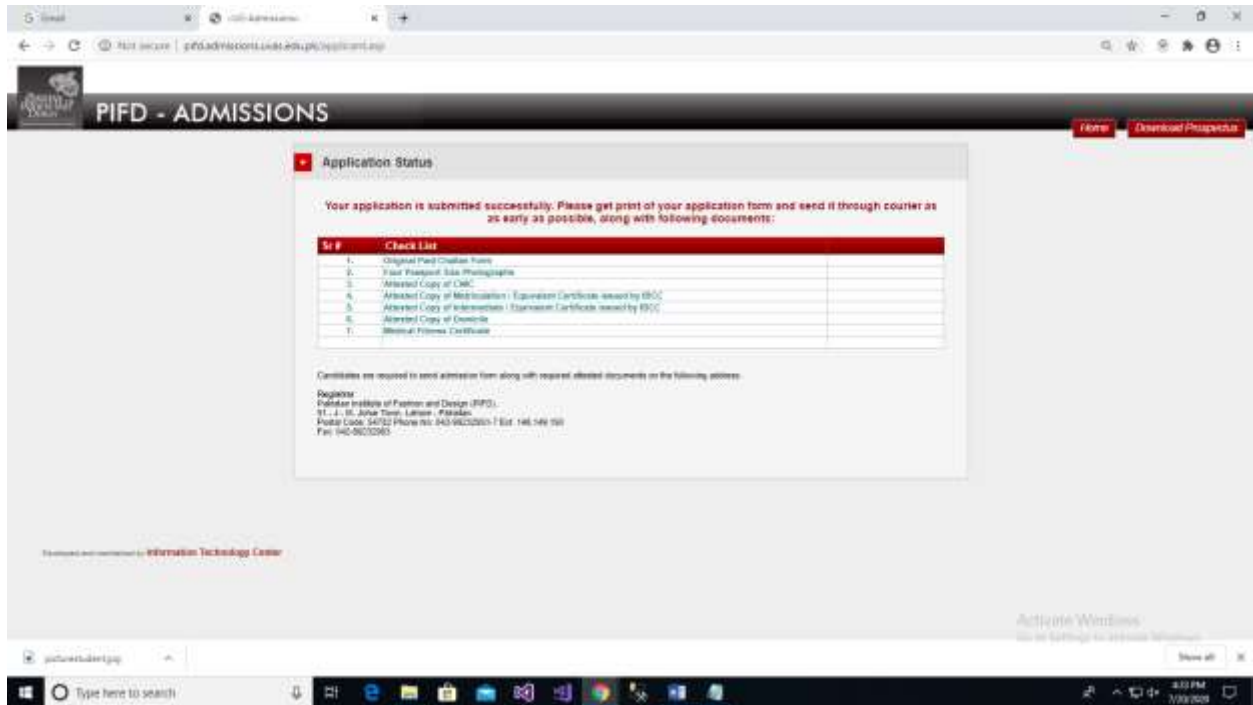
Step No. 9: Add your preferences (you will have to add at least four preferences). Click **Save** button



Step No. 10: Your application is ready for final submission to the system. You may edit any information before submission by clicking **edit** option. Review your application if you are satisfied click **Submit Online Application** button.



Step No. 11: Your application submitted.



Step No. 12: Click Home button, take print of your application and print of challan.

PAKISTAN INSTITUTE OF FASHION AND DESIGN
 APPLICATION FOR ADMISSION - Fall 2020

31 - J-I-H Johar Town, Lahore
 Phone No. 042-99232951-7
 Fax No. 042-99232963

Form No. PIFD-20-0100

PROGRAMME PREFERENCE

1. Textile Design	2. Ceramic and Glass Design	3. Leather Accessories and Footwear
4. Furniture Design and Manufacture	5.	6.
7.		

PERSONAL DETAILS

Full Name: Muhammad Ali

Father / Guardian Name: GM

Date of Birth: 01/11/1985 Email Address: mraleeq@pifd.com

Mobile No.: 03214630645 Phone No. (Res.):

Address: 31 J-I-H, Johar Town Lahore Emergency Contact: 03214630645

City: Lahore Province: Punjab

Gender: Test City: Fashawa

CNIC: 38201-6114532-5 Residence: Lahore

ACADEMIC DETAILS

Qualification	Year	Roll No.	Marks/Grade	Board/University	School/College Attended
	2020	22210	900	Board of Intermediate and Secondary Education, Rahowalpur	Govt. College Lahore
O Level	1981	123	800	Board of Intermediate and Secondary Education, DG Khan	Govt School Lahore

PARENTS DETAILS

Parents Name (Father/Mother): GM

Address (Offic): 31 J-I-H, Johar Town Lahore

For Bank Record
 PAKISTAN INSTITUTE OF FASHION AND DESIGN

31 - J-I-H Johar Town, Lahore
 Phone No. 042-99232951-57
 Fax No. 042-99232963

Due Date:	20 August, 2020
Form #:	PIFD-20-0100
Challan ID:	191800006
A/C Title:	Pakistan Institute of Fashion and Design
PLS A/C No.:	50397000268651
Branch:	Any branch of Habib Bank Ltd

Date:	7/20/2020
Name:	Muhammad Ali
CNIC:	38201-6114532-5
Mobile:	03214630645

Description	Amount (Rs)
Total:	1700
After Due Date:	
Verified by Treasurer Office	

Step No. 13: Submit challan (Rs. 1700/-) in any branch of HBL and courier your application at give address along with following documents.

Sr. No.	Documents
1.	Original Paid Challan Form
2.	Four Passport Size Photographs
3.	Attested Copy of CNIC
4.	Attested Copy of Matriculation / Equivalent Certificate issued by IBCC
5.	Attested Copy of Intermediate / Equivalent Certificate issued by IBCC
6.	Attested Copy of Domicile
7.	Medical Fitness Certificate

Registrar

Pakistan Institute of Fashion and Design (PIFD),
51 - J - III, Johar Town, Lahore - Pakistan
Postal Code: 54782 Phone No: 042-99232951-7 Ext. 148,149,150
Fax: 042-99232963

Step No. 14: Your Roll No. Slip for Admission Entry test will be sent through courier at your address by Pakistan Institute of Fashion and Design (PIFD).